



District Report Card: 2017


State: West Bengal	District: Murshidabad
Class: 3	Subject: Mathematics
Schools: 61	Students: 1335


Participation/Coverage


Students

<div>GENDER</div> <div></div>	Boys		Girls	
	Number	%	Number	%
	651	48.76	684	51.24

<div>AREA</div> <div></div>	Rural		Urban	
	Number	%	Number	%
	1223	91.61	112	8.39

<div>CATEGORY</div> <div></div>	SC		ST		OBC		GEN	
	Number	%	Number	%	Number	%	Number	%
	69	5.17	26	1.95	339	25.39	901	67.49

<div>CWSN</div> <div></div>	LD	VI	HI	S&LD	ID	Oth
	3	1	2	3	0	3

<div>Management</div> <div></div>	Government		Government-aided	
	Number	%	Number	%
	1335	100.00	0	0.00

Average Performance of Students in Mathematics (%)

Overall	Gender		Area		Management		Social Group			
	Male	Female	Rural	Urban	Govt.	Aided	SC	ST	OBC	GEN
67.03	65.49	68.50	67.07	66.61	67.03	0.00	63.96	64.87	59.59	70.13

Performance on Learning Outcomes (LOs)

Learning Outcomes	Description	Average Performance(%)
M301	Reads and writes numbers up to 999 using place value	63.82
M302	Compares numbers up to 999 based on their place values	78.50
M303	Solves simple daily life problems using addition and subtraction of three digit numbers with and without regrouping	63.39
M304	Constructs and uses the multiplication facts (up till 10) in daily life situations	71.35
M305	Analyses and applies an appropriate number operation in the situation/ context	59.48
M306	Explains the meaning of division facts by equal grouping/sharing and finds it by repeated subtraction	70.79
M309	Identifies and makes 2D-shapes by paper folding, paper cutting on the dot grid, using straight lines etc.	79.28
M311	Fills a given region leaving no gaps using a tile of a given shape	32.63
M312	Estimates and measures length and distance using standard units like centimeters or meters & identifies relationships	44.13
M317	Reads the time correctly to the hour using a clock/watch	76.63
M318	Extends patterns in simple shapes and numbers	59.08
M319	Records data using tally marks, represents pictorially and draws conclusions	79.55

Range of Performance of Students who Answered Correctly							
Below 30%		30% - 50%		50% - 75%		Above 75%	
Number	%	Number	%	Number	%	Number	%
139	10.41	210	15.73	396	29.66	590	44.19

Lowest Performing Learning Outcomes (LOs)

- 1 - Fills a given region leaving no gaps using a tile of a given shape (32.63)
- 2 - Estimates and measures length and distance using standard units like centimeters or meters & identifies relationships (44.13)
- 3 - Extends patterns in simple shapes and numbers (59.08)
- 4 - Analyses and applies an appropriate number operation in the situation/ context (59.48)
- 5 - Solves simple daily life problems using addition and subtraction of three digit numbers with and without regrouping (63.39)